





Sample























Skill – Phonemic Awareness: Rhyming Words

Name: _____

Teacher Directions: Say the name of the first picture. Then, say the names of the three pictures to the right.

Have students choose the picture whose name rhymes with the first picture.

<p>dad</p> 	<p>sad</p>  <p><input checked="" type="radio"/></p>	<p>sit</p>  <p><input type="radio"/></p>	<p>cat</p>  <p><input type="radio"/></p>
<p>moon</p> 	<p>cup</p>  <p><input type="radio"/></p>	<p>spoon</p>  <p><input checked="" type="radio"/></p>	<p>map</p>  <p><input type="radio"/></p>
<p>rug</p> 	<p>car</p>  <p><input type="radio"/></p>	<p>rat</p>  <p><input type="radio"/></p>	<p>bug</p>  <p><input checked="" type="radio"/></p>
<p>boy</p> 	<p>box</p>  <p><input type="radio"/></p>	<p>toy</p>  <p><input checked="" type="radio"/></p>	<p>dog</p>  <p><input type="radio"/></p>
<p>tree</p> 	<p>truck</p>  <p><input type="radio"/></p>	<p>bee</p>  <p><input checked="" type="radio"/></p>	<p>leaf</p>  <p><input type="radio"/></p>